

Swift Roost Count Protocol

Date: day MONTH year

Site Name: Chapman / Oregon City HS Complex/Kenton (roost location /New Site address)

Address: only record if this is a new location in the current year

Monitoring Location: Please indicate your observation point (can use: general description in reference to address OR latitude/longitude)

Observer(s): Please record first and last names of observers participating in the count

OBSERVATION PERIOD:

Start time: *Observer* arrival time. You should arrive before swift entry begins

End time: The time observers *stop observing* swift entry

Sunset time: This is available online, in the Oregonian, or on the calendar provided.

WEATHER:

Temp (F) at start: Temperature when observers arrive

Temp (F) at sunset: Record this data if you have access to a handheld thermometer

Temp (F) at end: Temp when you stop observing

Precipitation: mist, drizzle, rain, etc.

Wind: (0-7) See Beaufort Scale

Cloud Cover: <10%, 10-50%, 50-90%, >90%

Visibility: clear/good, misty, hazy, smoky, etc.

TIMING:

Time of first gathering: when you **first see swifts assembling** in the area, before entry

Time of first entry: **first single swift or group** enters

Time of last entry: **last single swift or group** enters

SWIFT NUMBERS:

Use hand-held tally counters to click in blocks of swifts as they enter the chimney.

1. Choose a volume of birds that each click will represent (e.g. 10 birds per click or 100 birds per click.).

2. Observer 1 watches the chimney and clicks once for each block of swifts that enters the chimney and should compensate for birds exiting chimney by adjusting clicks (e.g., if 10 birds exit the chimney, observer should not click for the next 10 birds entering.)

3. Observer 2 manages the data sheet, monitors for raptors, and conducts any necessary crowd control.

4. Observer 3 (when present) can conduct a side-by-side entry count with Observer 1. If done, please use a separate data sheet for the 2nd count, and note that this is a side-by-side count.

5. GRAND TOTAL: Add total # of swifts observed leaving the area (not roosting) to your final tally.














Running Tally: When counting at sites with lower volume of birds, observers may use clicker-counters or may choose to record birds manually on the “running tally” portion of the data sheet.

RAPTORS (species & number observed: ID to spp and record number of raptors seen attempting to prey on swifts or in the general area if possible, or unk. accipiter, unk. buteo, unk. falcon

Predation events observed & time: record raptor species that made the kill & time in 24-hr (e.g. PEFA: 19:48)

Other notable activity: anything unusual, not captured on data sheet – record on back of data sheet

Beaufort Scale

Beaufort number	Wind Speed (mph)	Seaman's term		Effects on Land
0	Under 1	Calm		Calm; smoke rises vertically.
1	1-3	Light Air		Smoke drift indicates wind direction; vanes do not move.
2	4-7	Light Breeze		Wind felt on face; leaves rustle; vanes begin to move.
3	8-12	Gentle Breeze		Leaves, small twigs in constant motion; light flags extended.
4	13-18	Moderate Breeze		Dust, leaves and loose paper raised up; small branches move.
5	19-24	Fresh Breeze		Small trees begin to sway.
6	25-31	Strong Breeze		Large branches of trees in motion; whistling heard in wires.
7	32-38	Moderate Gale		Whole trees in motion; resistance felt in walking against the wind.
8	39-46	Fresh Gale		Twigs and small branches broken off trees.
9	47-54	Strong Gale		Slight structural damage occurs; slate blown from roofs.
10	55-63	Whole Gale		Seldom experienced on land; trees broken; structural damage occurs.
11	64-72	Storm		Very rarely experienced on land; usually with widespread damage.
12	73 or higher	Hurricane Force		Violence and destruction.

August/September 2016

Portland, Oregon

Sunday	Monday	Tuesday	Wednesday	Thursday	Friday	Saturday
				25 Sunset: 8:00pm	26 Sunset: 7:58pm	27 Sunset: 7:56pm
28 Sunset: 7:55pm	29 Sunset: 7:53pm	30 Sunset: 7:51pm	31 Sunset: 7:49pm	Sept 1 Sunset: 7:47pm	2 Sunset: 7:45pm	3 Sunset: 7:44pm
4 Sunset: 7:42pm	5 Sunset: 7:40pm	6 Sunset: 7:38pm	7 Sunset: 7:36pm	8 Sunset: 7:34pm	9 Sunset: 7:32pm	10 Sunset: 7:30pm
11 Sunset: 7:28pm	12 Sunset: 7:26pm	13 Sunset: 7:24pm	14 Sunset: 7:23pm	15 Sunset: 7:21pm	16 Sunset: 7:19pm	17 Sunset: 7:17pm
18 Sunset: 7:15pm	19 Sunset: 7:13pm	20 Sunset: 7:11pm	21 Sunset: 7:09pm	22 Sunset: 7:07pm	23 Sunset: 7:05pm	24 Sunset: 7:03pm
25 Sunset: 7:01pm	26 Sunset: 6:59pm	27 Sunset: 6:57pm	28 Sunset: 6:55pm	29 Sunset: 6:54pm	30 Sunset: 6:52pm	